

**Disclaimer:** Although this material has been compiled from sources believed to be reliable, Richard Robbins International Inc. cannot guarantee its accuracy or completeness. All opinions expressed and data provided herein are subject to change without notice. The information is provided solely for informational and educational purposes and is not intended to provide, and should not be construed as providing, individual financial, investment, tax, legal or accounting advice. Professional advisors should be consulted prior to acting on the basis of the information contained in this document. Richard Robbins International Inc. assumes no responsibility for errors or omissions in the content.

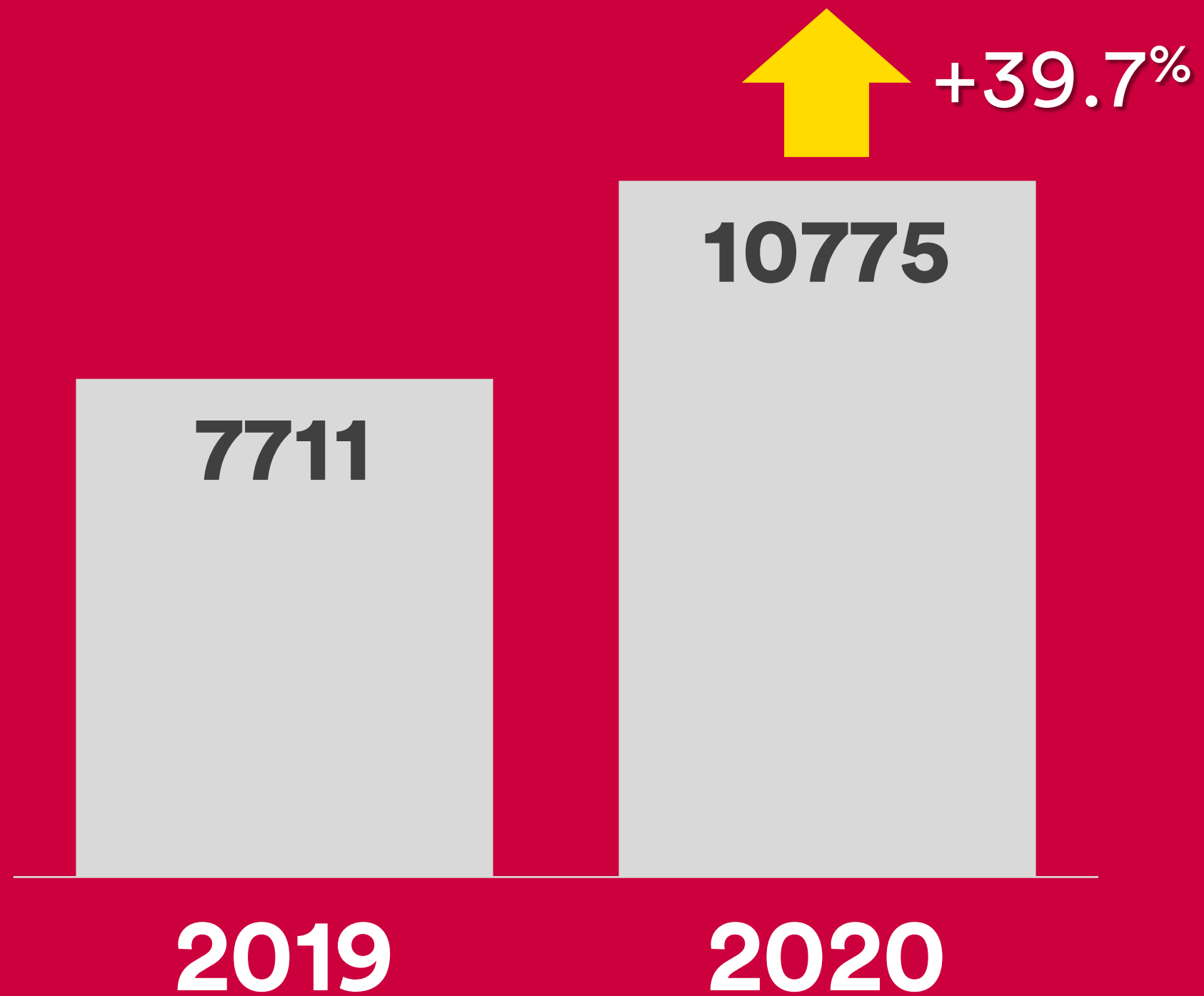
# Toronto Regional REB 2020 (TRREB)

	Jan	Feb	Mar	Apr	May	Jun	Jul	Aug	%
<b>Sales</b>	4581	7256	8012	2975	4606	8701	11081	10775	-2.8
<b>Active Listings</b>	7772	8816	10676	10561	11448	14001	15018	16662	+10.9
<b>M.O.I.</b>	1.7	1.2	1.3	3.5	2.5	1.6	1.4	1.5	+14.1
<b>Average Price</b>	\$839K	\$910K	\$903K	\$821K	\$864K	\$931K	\$944K	\$951K	+0.8
<b>DOM</b>	27	17	13	24	32	18	25	24	-4.0

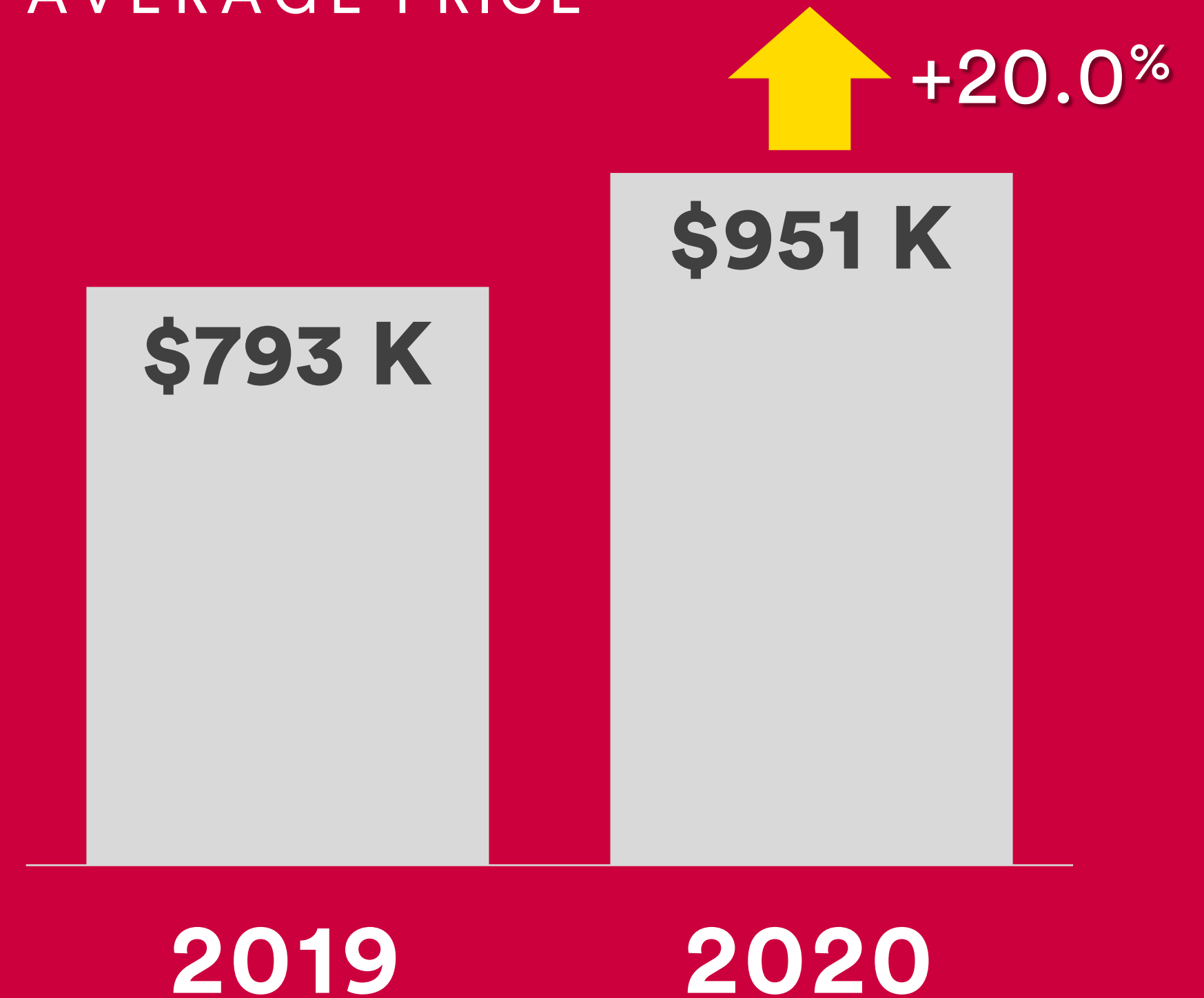
# Total Sales and Avg Price

Year Over Year | August 2020

## SALES

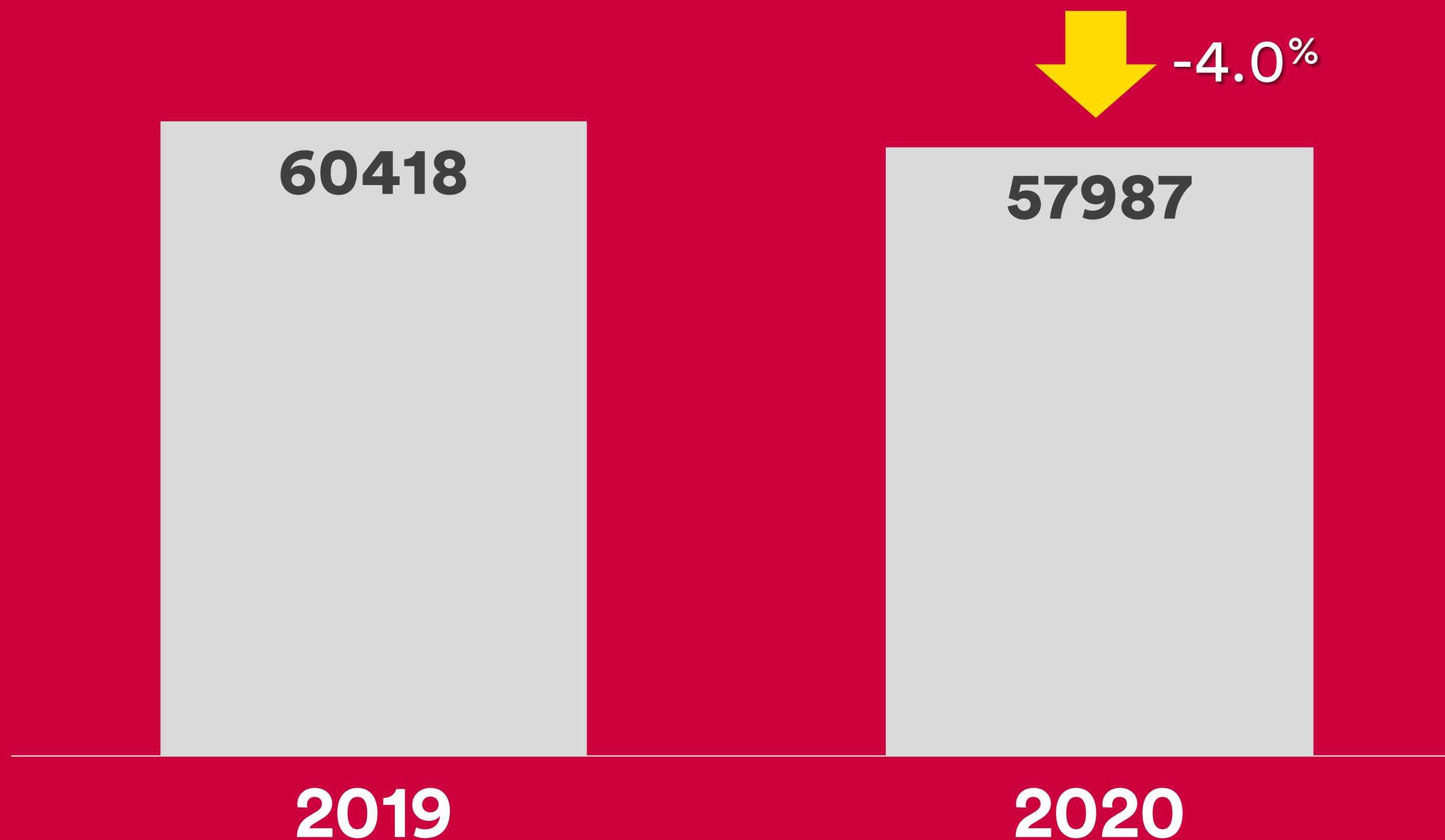


## AVERAGE PRICE



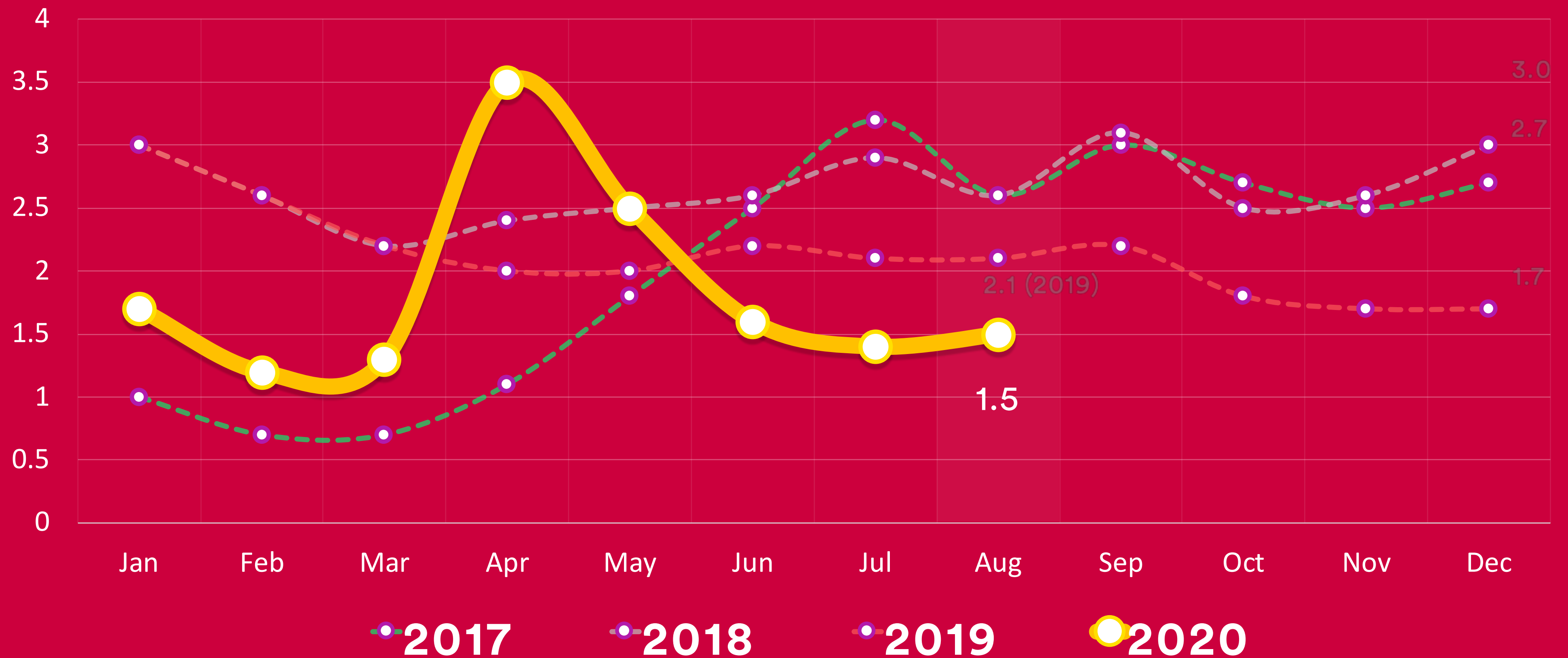
# YTD Sales Comparison

Year Over Year | January – August



# Months of Inventory

## Year Over Year | August 2020



# Sales Comparison

## By Property Type

	DETACHED	SEMI-DETACHED	ATTACHED/ROW /TOWNHOUSE	CONDO APARTMENT
Aug 2019	3618	642	698	2067
Aug 2020	5429	1064	1057	2286
	+50.1%	+65.7%	+51.4%	+10.6%

# M.O.I. Comparison

## By Property Type

	DETACHED	SEMI-DETACHED	ATTACHED/ROW /TOWNHOUSE	CONDO APARTMENT
<b>Aug 2019</b>	<b>2.7</b>	<b>1.2</b>	<b>1.6</b>	<b>1.5</b>
<b>Aug 2020</b>	<b>1.4</b>	<b>0.8</b>	<b>0.9</b>	<b>2.8</b>
	<b>-48.1%</b>	<b>-33.3%</b>	<b>-43.8%</b>	<b>+86.7%</b>

# Average Price Comparison

## By Property Type

	DETACHED	SEMI-DETACHED	ATTACHED/ROW /TOWNHOUSE	CONDO APARTMENT
Aug 2019	\$979K	\$768K	\$692K	\$575K
Aug 2020	\$1.18M	\$906K	\$806K	\$630K
	+20.5%	+18.0%	+16.5%	+9.6%



# For the Most Up-To-Date Content Join the RRI Tribe

Facebook.com/OfficialRichardRobbins  
Instagram @RichardLRobbins

**Website**

Richardrobbins.com

Subscribe to Our Podcast and Email List

